

# Exhibition Walls and Furniture Rental



## Contemporary Art Galleries Association

- (1 - 2) Furniture: plinths, signs, benches
- (3) Exhibition walls
- (4) Examples of installation plans
- (5) Examples of unstable structures
- (6) Price list
- (7) How to request a quote



# Furniture

(1)

## ANGLED PLINTHS



### USE AND CARE

Each plinth is painted white and inspected before and after every rental. It is forbidden to drill holes or paint the plinths, except for white touch-ups. Self-adhesive paper or vinyl may be applied, but must be removed prior to pickup. Indoor use only.

### SIZE

Height at the back: 36"  
Width: 9"  
Depth: 12"  
Display area: 9" x 13"

\$30/day  
\*minimum  
2 days

## FLAT RECTANGULAR PLINTHS



### USE AND CARE

Each plinth is painted white and inspected before and after every rental. It is forbidden to drill holes or paint the plinths, except for white touch-ups. You may apply self-adhesive vinyl or display objects/artwork on the plinths. All material must be removed prior to pickup. Indoor use only.

### SIZE

Height: 36"  
Width: 24"  
Depth: 12"

\$30/day  
\*minimum  
2 days

# Furniture

## FREESTANDING SIGNS



### USE AND CARE

These signs are for indoor use only.

Self-adhesive paper or vinyl may be applied. It is forbidden to drill holes or paint the signs. All signage must be removed prior to pickup.

### SIZE

Height : 48"  
Width : 36"  
Leg length: 24"  
Display area : 35 3/4" x 47"

\$35/day  
\*minimum  
2 days

## BENCHES



### USE AND CARE

Each bench is painted white and inspected before and after every rental. It is forbidden to drill holes or paint the benches, except for white touch-ups. You may apply self-adhesive vinyl or place objects/works of art on the benches. All signage must be removed prior to pickup. Indoor use only.

Benches are often used to create spaces for contemplation and rest in exhibitions. Please note that these benches are very heavy.

### SIZE

Height : 20"  
Length : 96"  
Depth : 24"

\$60/day  
\*minimum 2  
days

# Exhibition Walls

Variable rates



## 4 AVAILABLE SIZES

Height : 10'  
Width : 4'  
Depth : 2 1/8"

Height : 10'  
Width : 2'  
Depth : 2 1/8"

Height : 9'  
Width : 4'  
Depth : 2 1/8"

Height : 9'  
Width : 2'  
Depth : 2 1/8"

### WALL COMPOSITION

The walls are made of two 1/8" thick masonite panels glued and nailed to a frame made of seven 3/4" thick plywood boards. All walls are treated with flame retardant products to meet the standards of the Service de sécurité incendie de Montréal.

### INSTALLATION PLAN

The walls are not freestanding, but are supported by being assembled in U, H, S, T or L shapes. It is therefore essential that your installation plan includes these structures. The longer a wall is, the longer the cross-wall must be to support its weight and remain stable.


### USE AND CARE

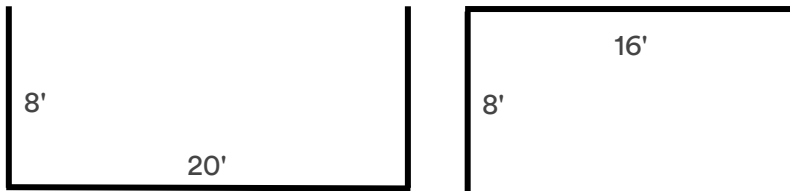
All walls are painted white and inspected before and after every rental. It is forbidden to paint the walls, except for white touch-ups. When hanging, please use drywall screws (1 3/4") or nails. Indoor use only.


# Examples of Installation Plans

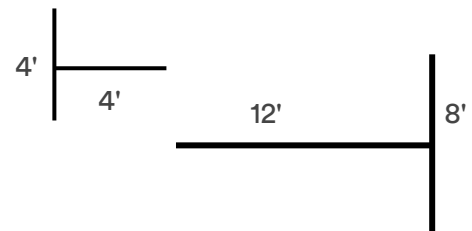
When preparing your installation plan, remember that in order to be freestanding, the walls must be supported by perpendicular walls. You must therefore ensure that the cross-walls are long enough to stabilize the structure. The longer a wall is, the longer the cross-wall must be to support its weight and remain stable.


Here are some examples of suitable installation plans.

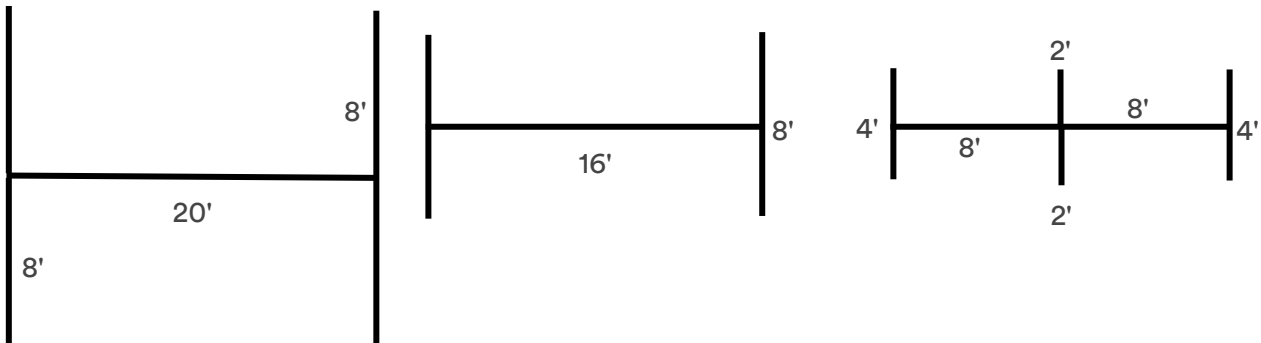
 U SHAPE



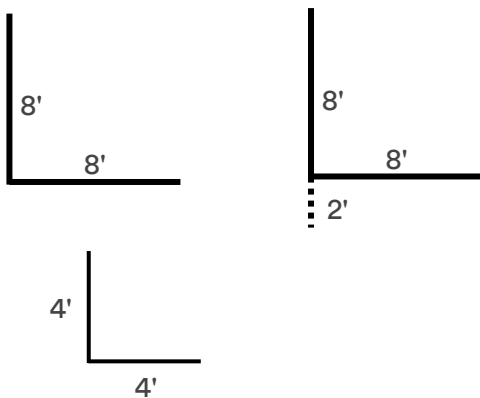
 T SHAPE




 H SHAPE



 L SHAPE



 S SHAPE



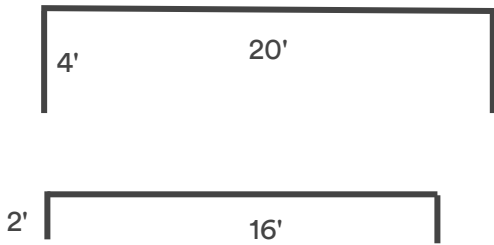
# Examples of Unstable Structures

It is impossible to erect a wall on its own, without a perpendicular wall. It is also impossible to erect a wall supported by cross-walls that are too short. The structure would be too unstable and the installation would be unsafe.

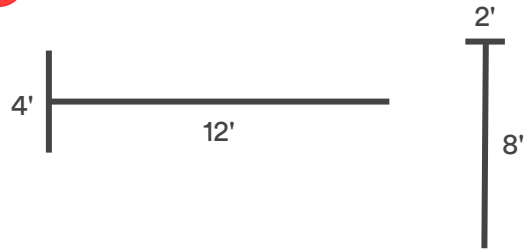
Here are a few examples of ineligible installation plans.

If you submit an ineligible installation plan, we will suggest modifications.

**X** U SHAPE



**X** T SHAPE



**X** L SHAPE



**X** H SHAPE



**X** S SHAPE



# Pricing List


Equipment for Rent	Rate	Description
Exhibition Walls	\$1,500/week*	15 walls or less
Transport and Handling	\$1,900	Delivery - Installation Dismantling - Pickup
<b>Minimum Rental Fee for Exhibition Walls**</b>	<b>\$3,400</b>	
Angled or Flat Plinth	\$30/day	Minimum 2 days
Freestanding Sign	\$35/day	Minimum 2 days
Bench	\$60/day	Minimum 2 days

\*The rental of exhibition walls is always charged by the week, even for shorter rentals. A preferential rate is available for monthly rentals.

Should the walls be installed in an unconventional manner at the renter's request, any additional material required to meet specific installation requirements will be at the renter's expense. Rates are also subject to variation depending on the number of walls required and the complexity of the installation plan.

\*\*For safety reasons, the transport and handling of the walls must be undertaken by the technical team of the Contemporary Art Galleries Association, at the renter's expense. Transport and handling will take place between 9am and 5pm. Special requests for weekends, holidays or evenings may incur additional charges. The minimum rental fee for 15 walls or less, including transport and handling, is \$3,400.

Please note that the Contemporary Art Galleries Association is located in Montreal. Requests for rentals outside Montreal may incur additional delivery charges.



## How to request a quote

### HOW TO REQUEST A QUOTE

For a quote, send a request to: [info@agac.ca](mailto:info@agac.ca)

You must include :

- the name of your organization or event
- an installation plan or a sketch of the layout of the walls in your space
- planned dates and duration of rental
- format and quantity of display material needed



Association des galeries  
d'art contemporain  
Contemporary Art  
Galleries Association